







# Surface soil pH (water)

-  <5.5 strongly to very strongly acidic
-  5.5-6.0 moderately acid
-  6.1-7.4 slightly acidic-neutral-very slightly alkaline
-  7.5-7.9 slightly alkaline
-  8.0-8.5 moderately alkaline
-  > 8.5 strongly to very strongly alkaline

